

Students accessing their work via the VLE

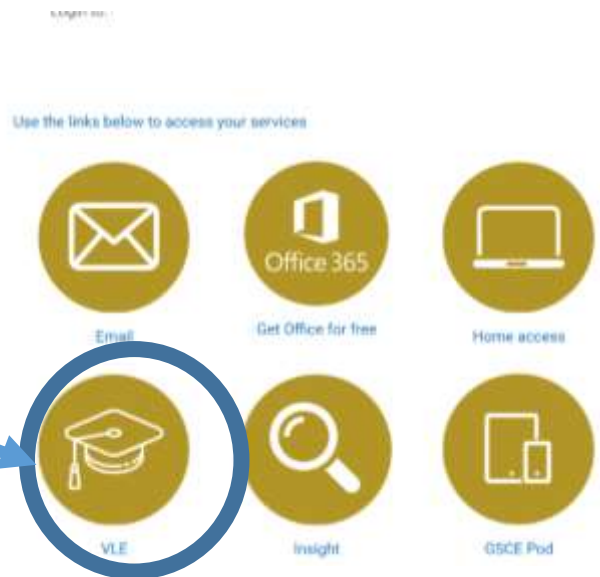
January 2021

As we are in the middle of a pandemic and we are aware that some students are needing to isolate whilst they await test results for themselves or a family member. It is important that they are not missing out on their learning at the Academy, our teachers are uploading their lessons to the students VLE for them to access on a daily basis. This means they will be completing the work that would be set if they were in lesson, this will then help them when they return to the Academy.

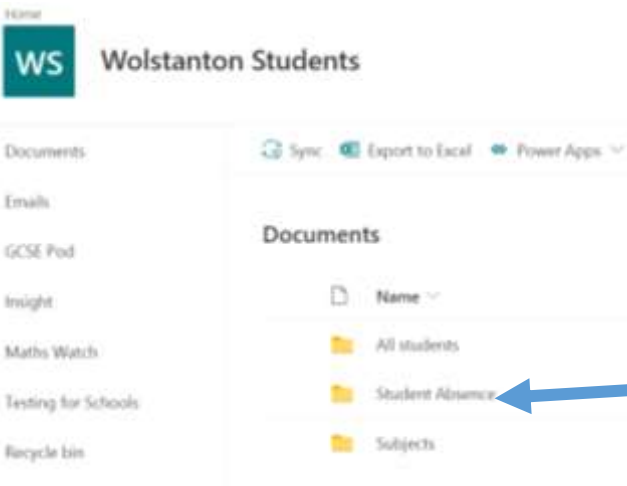
The information below outlines how students can access their classwork from home.

Students accessing the VLE at home

Go to the schools website - www.theormeacademy.org.uk, go to students and staff, click on students and scroll down to VLE.



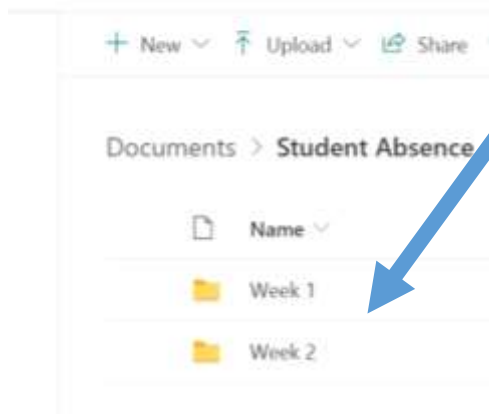
Click on the VLE you will be asked to put in your email address and password. Your email address is your student number, for example 93567@toa.shaw-education.org.uk and then your password that you use to logon in the Academy. This will then take you to the 'Wolstanton Student' area.



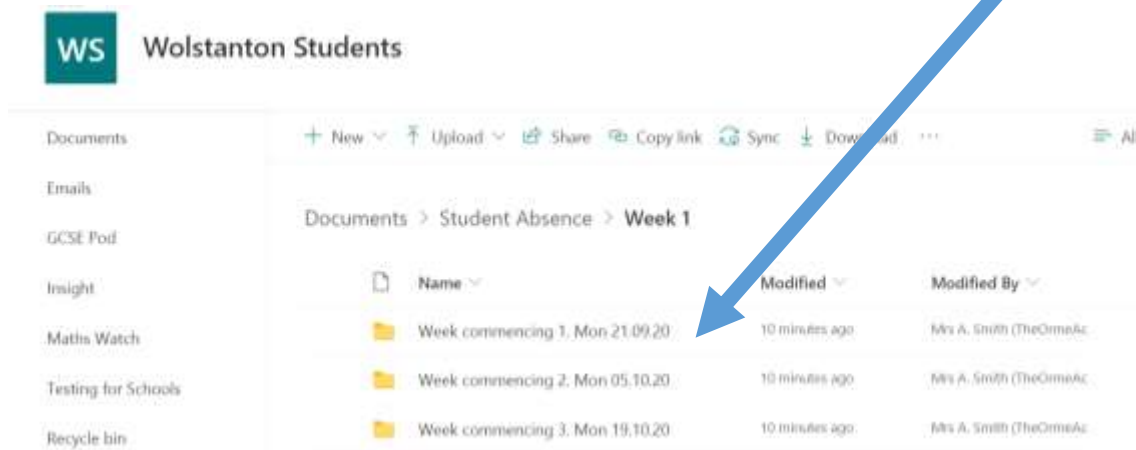
Once you have clicked on the students VLE you will see a range of folders, you need to click on 'Student absence'

From here you will be able to access the week 1 and 2 folders.

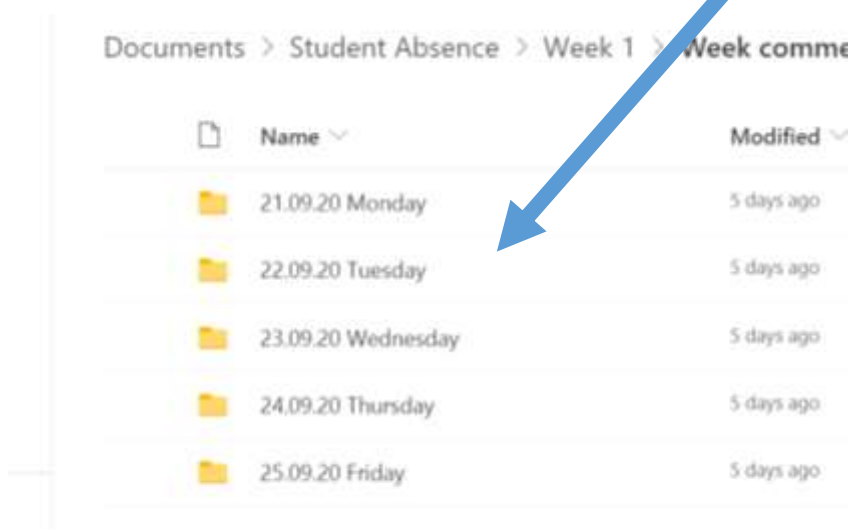
Wolstanton Students



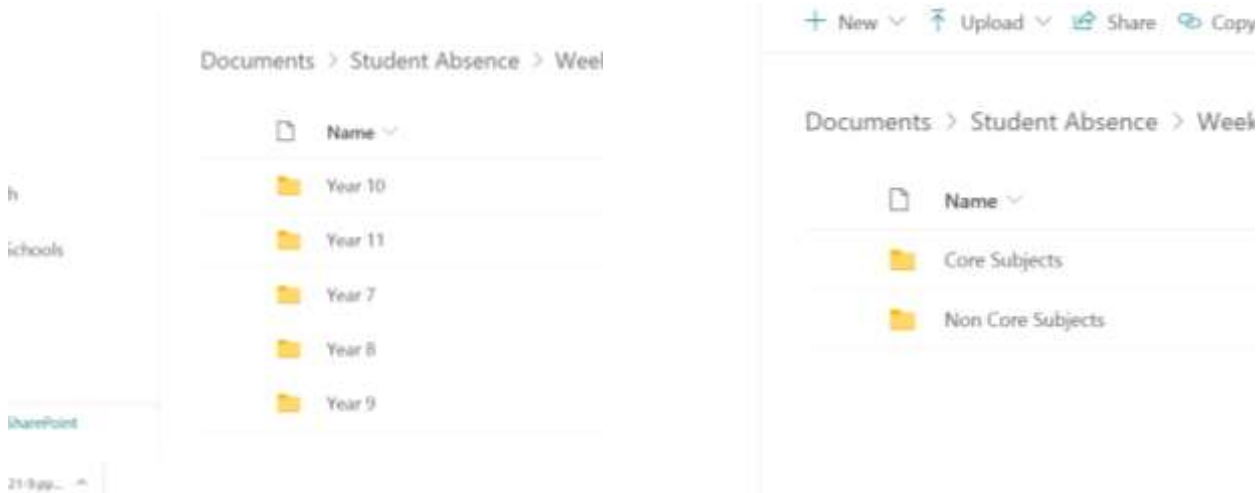
Within each of the folders is the week beginning date and then the folders for the rest of the week.



If you click in the week commencing folder you will find the days of the week, click on the one which represent the day/s you are absent.



Once you have clicked the day you will find your year group, click on this to find your work it will be split into core subjects (English, Maths and Science) and non-core subjects (all of your other subjects) for Year 7 to 9 and for Year 10 and 11 it will be core subjects (English, Maths and Science) and option line subjects.



Year 10 and 11 for you to know your option line subject it is on your timetable, you may be in 10A Geography, you would select option A.

If you have an issues accessing the student VLE area then please contact IT Support:
ITSupport@toa.shaw-education.org.uk